



Q3 2017: Bulgaria Commercial Property Monitor

Momentum builds across both occupier and investment sides of the market

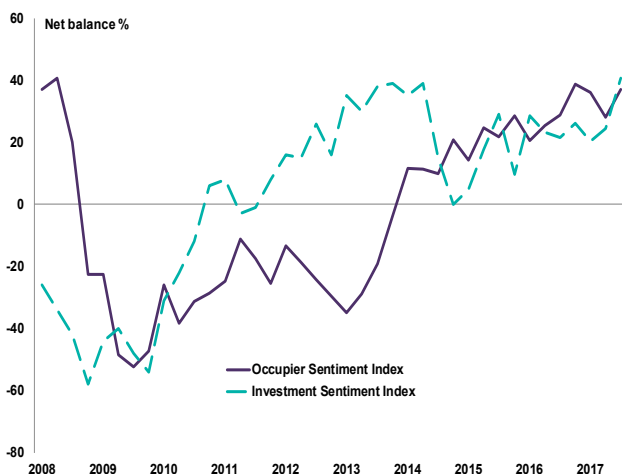
Occupier Market

- The Occupier Sentiment Index (a composite indicator gauging overall momentum) increased to +37 from +28 in Q2, consistent with strong momentum behind occupier market dynamics.
- Occupier demand growth accelerated in each area of the market (office, industrial and retail). In Q3, demand growth was again exceptionally strong in the office sector, although the pace of increase was not far behind in the industrial and retail segments (in net balance terms).
- Availability was flat across the board, alongside this the value of incentive packages on offer to tenant remained unchanged.
- In keeping with the build up in activity across the market, rents are expected to rise across all sub-sectors over the coming year. Rents are still anticipated to post the strongest growth in prime locations, although expectations are also solid across secondary markets.
- Given this, in Q3 development starts also rose across all three sectors. Contributors reported construction work in the office sector picked up most significantly. Meanwhile, development activity in the retail sector increased for the first time since early 2016.

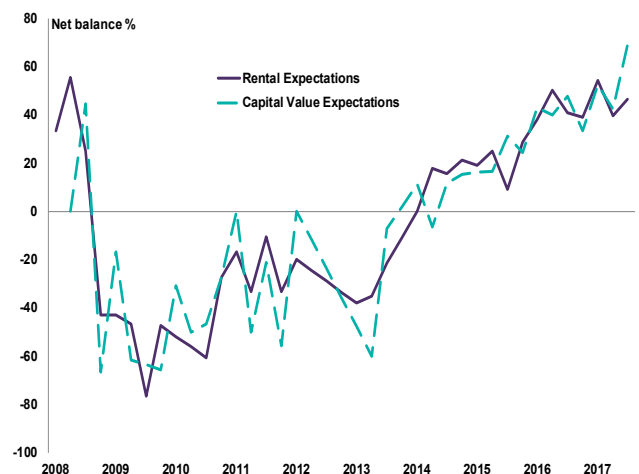
Investment Market

- The Investment Sentiment Index climbed to +41, from +24 in Q2, reflecting a robust quarterly improvement in overall investment market conditions.
- Investment enquiries continued to increase with the pace of growth picking up once more. Breaking this down, the retail and office sectors recorded strong growth in investment demand. Foreign investment enquiries also continued to rise at a solid pace.
- Alongside this, the supply of property for investment purposes continued to increase, although the pace of growth eased slightly from the previous quarter.
- Capital value projections for the year ahead were revised higher in all sub-markets, with contributors envisaging all prime sectors to grow at broadly similar pace. Meanwhile, growth in values for secondary office assets sector is expected to outpace all other secondary sub-sectors in the coming year. Meanwhile, over the next three years, the prime office sector is expected to see the strongest gains in capital values.
- In Q3, 85% of contributors feel that conditions in the market are consistent with the early to middle stages of an upturn. Whereas the proportion of respondents citing the market is close to peaking has picked up slightly to 15% from 11% in the previous quarter.

Occupier and Investment Sentiment Index



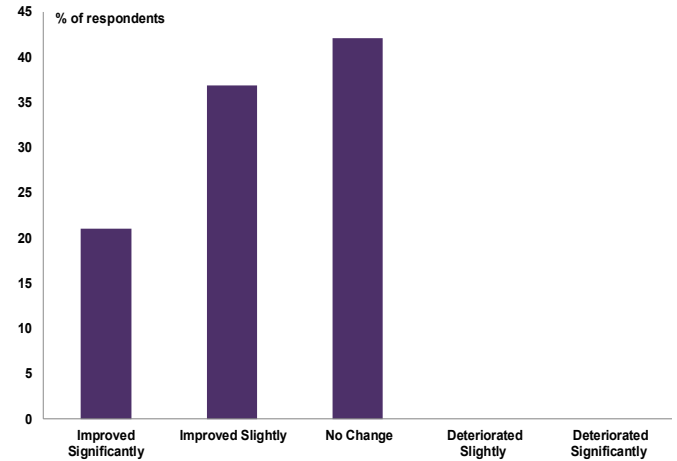
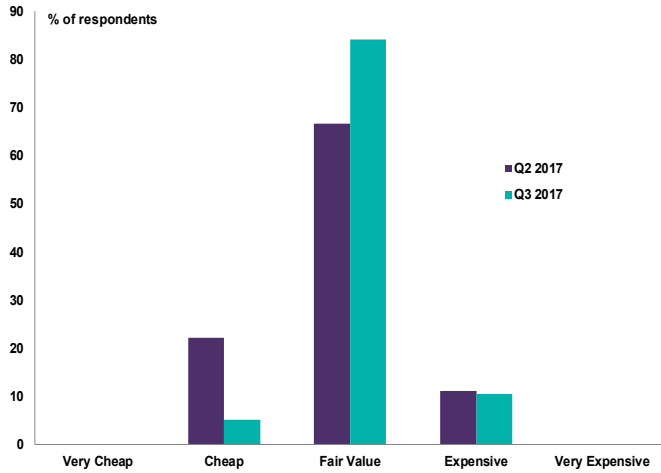
Rental and Capital Value Expectations



Commercial Property Market

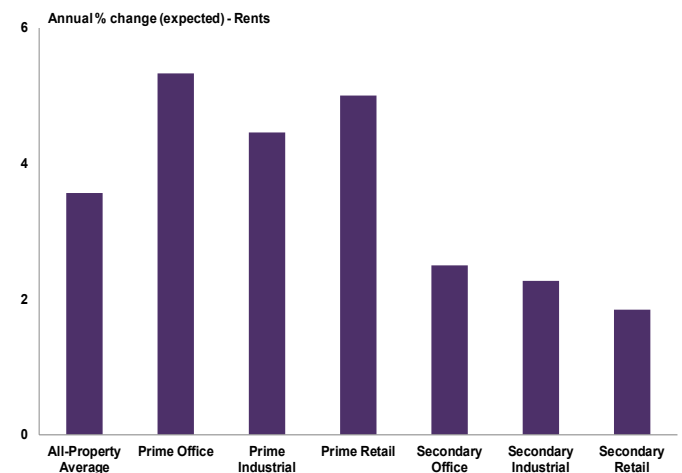
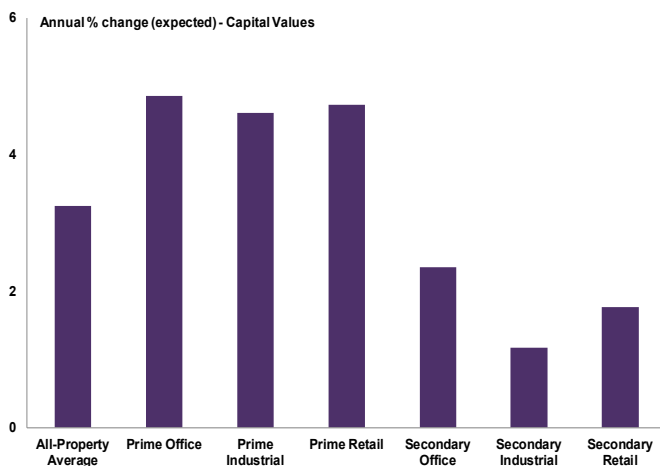
Market Valuations - The proportion of respondents citing the current market is at fair value rose from 67% to 84%, with fewer contributors now of the opinion the market is 'cheap';

Credit Conditions - Credit conditions reportedly eased once more, on balance, with a combined 58% of respondents seeing some degree of improvement during Q3.



12m Capital Value Expectations - Respondents upgraded their capital value forecasts for all categories relative to Q2. All three prime sub-sectors are projected to post strong gains over the coming twelve months.

12m Rental Expectations - Rental growth projections for the year ahead were also revised up across all sub-markets. The prime office and retail sub-sectors are anticipated to chalk up the strongest gains in rental values over the next twelve months.



Information

Global Commercial Property Monitor

RICS' Global Commercial Property Monitor is a quarterly guide to the trends in the commercial property investment and occupier markets. The report is available from the RICS website www.rics.org/economics along with other surveys covering the housing market, residential lettings, commercial property, construction activity and the rural land market.

Methodology

Survey questionnaires were sent out on 13 September 2017 with responses received until 6 October 2017. Respondents were asked to compare conditions over the latest three months with the previous three months as well as their views as to the outlook. A total of 1609 company responses were received, with 347 from the UK. Responses for Ireland were collated in conjunction with the Society of Chartered Surveyors Ireland. Responses for Spain and Portugal were collated in conjunction with Iberian Property.

Responses have been amalgamated across the three real estate sub-sectors (offices, retail and industrial) at a country level, to form a net balance reading for the market as a whole.

Net balance = Proportion of respondents reporting a rise in a variable (e.g. occupier demand) minus those reporting a fall (if 30% reported a rise and 5% reported a fall, the net balance will be 25%). Net balance data can range from -100 to +100.

A positive net balance reading indicates an overall increase while a negative reading indicates an overall decline. The RICS Occupier Sentiment Index (OSI) is constructed by taking an unweighted average of readings for three series relating to the occupier market measured on a net balance basis; occupier demand, the level of inducements and rent expectations. The RICS Investment Sentiment Index (ISI) is constructed by taking an unweighted average of readings for three series relating to the investment market measured on a net balance basis; investment enquiries, capital value expectations and the supply of properties for sale.

Contact details

This publication has been produced by RICS. For all economic enquiries, including participation in the monitor please contact: economics@rics.org

Disclaimer

This document is intended as a means for debate and discussion and should not be relied on as legal or professional advice. Whilst every reasonable effort has been made to ensure the accuracy of the contents, no warranty is made with regard to that content. Data, information or any other material may not be accurate and there may be other more recent material elsewhere. RICS will have no responsibility for any errors or omissions. RICS recommends you seek professional, legal or technical advice where necessary. RICS cannot accept any liability for any loss or damage suffered by any

person as a result of the editorial content, or by any person acting or refraining to act as a result of the material included.

Economics Team

Janet Guilfoyle

Market Surveys Administrator

+44(0)20 7334 3890

jguilfoyle@rics.org

Simon Rubinsohn

Chief Economist

+44(0)20 7334 3774

srubinsohn@rics.org

Jeffrey Matsu

Senior Economist

+44(0)20 7695 1644

jmatsu@rics.org

Sean Ellison

Senior Economist

+65 68128179

sellison@rics.org

Tarrant Parsons

Economist

+44(0)20 7695 1585

tparsons@rics.org

Kisa Zehra

Economist

+44(0) 7695 1675

kzehra@rics.org



Confidence through professional standards

RICS promotes and enforces the highest professional qualifications and standards in the development and management of land, real estate, construction and infrastructure. Our name promises the consistent delivery of standards – bringing confidence to the markets we serve.

We accredit 118,000 professionals and any individual or firm registered with RICS is subject to our quality assurance. Their expertise covers property, asset valuation and real estate management; the costing and leadership of construction projects; the development of infrastructure; and the management of natural resources, such as mining, farms and woodland. From environmental assessments and building controls to negotiating land rights in an emerging economy; if our members are involved the same professional standards and ethics apply.

We believe that standards underpin effective markets. With up to seventy per cent of the world's wealth bound up in land and real estate, our sector is vital to economic development, helping to support stable, sustainable investment and growth around the globe.

With offices covering the major political and financial centres of the world, our market presence means we are ideally placed to influence policy and embed professional standards. We work at a cross-governmental level, delivering international standards that will support a safe and vibrant marketplace in land, real estate, construction and infrastructure, for the benefit of all.

We are proud of our reputation and we guard it fiercely, so clients who work with an RICS professional can have confidence in the quality and ethics of the services they receive.

United Kingdom RICS HQ

Parliament Square, London
SW1P 3AD United Kingdom

t +44 (0)24 7686 8555

f +44 (0)20 7334 3811

contactrics@rics.org

Media enquiries

pressoffice@rics.org

Ireland

38 Merrion Square, Dublin 2,
Ireland

t +353 1 644 5500

f +353 1 661 1797

ricsireland@rics.org

Europe

[excluding UK and Ireland]

Rue Ducale 67,
1000 Brussels,
Belgium

t +32 2 733 10 19

f +32 2 742 97 48

ricseurope@rics.org

Middle East

Office G14, Block 3,
Knowledge Village,
Dubai, United Arab Emirates

t +971 4 446 2808

f +971 4 427 2498

ricsmenea@rics.org

Africa

PO Box 3400,
Witkoppen 2068,
South Africa

t +27 11 467 2857

f +27 86 514 0655

ricsafrica@rics.org

Americas

One Grand Central Place,
60 East 42nd Street, Suite 2810,
New York 10165 – 2811, USA

t +1 212 847 7400

f +1 212 847 7401

ricsamericas@rics.org

South America

Rua Maranhão, 584 – cj 104,
São Paulo – SP, Brasil

t +55 11 2925 0068

ricsbrasil@rics.org

Oceania

Suite 1, Level 9,
1 Castlereagh Street,
Sydney NSW 2000, Australia

t +61 2 9216 2333

f +61 2 9232 5591

info@rics.org

North Asia

3707 Hopewell Centre,
183 Queen's Road East
Wanchai, Hong Kong

t +852 2537 7117

f +852 2537 2756

ricsasia@rics.org

ASEAN

10 Anson Road,
#06-22 International Plaza,
Singapore 079903

t +65 6635 4242

f +65 6635 4244

ricssingapore@rics.org

Japan

Level 14 Hibiya Central Building,
1-2-9 Nishi Shimbashi Minato-Ku,
Tokyo 105-0003, Japan

t +81 3 5532 8813

f +81 3 5532 8814

ricsjapan@rics.org

South Asia

48 & 49 Centrum Plaza,
Sector Road, Sector 53,
Gurgaon – 122002, India

t +91 124 459 5400

f +91 124 459 5402

ricsindia@rics.org